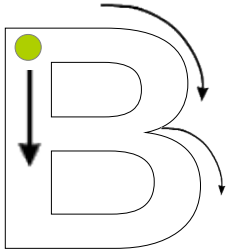

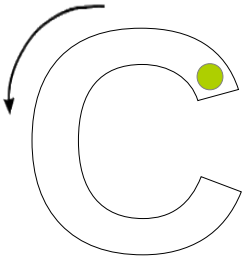



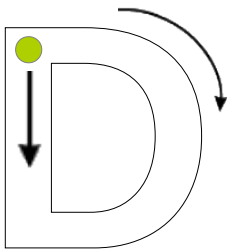
Nurvera



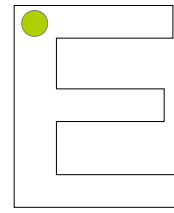
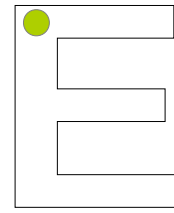
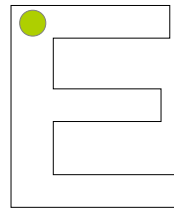
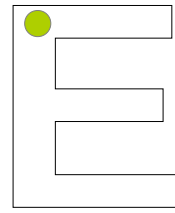
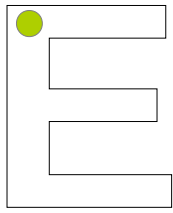
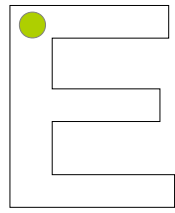
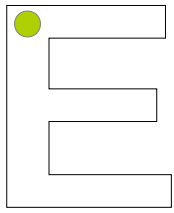
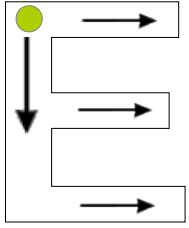
Nurvera



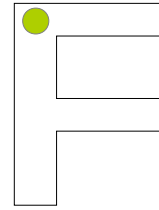
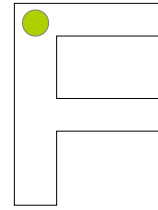
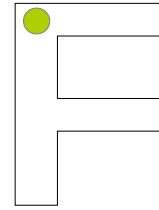
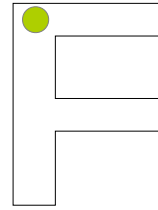
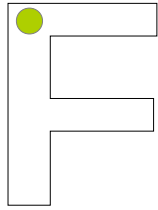
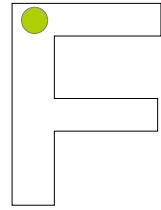
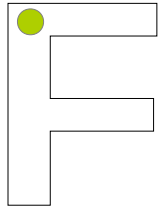
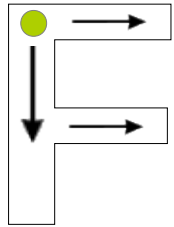
Nurvera



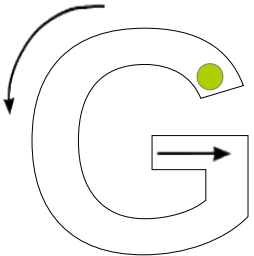
Nurvera



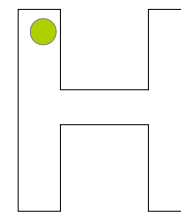
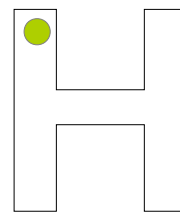
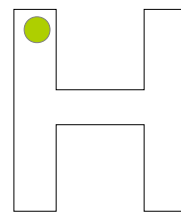
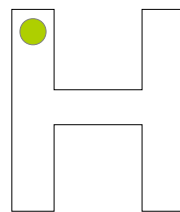
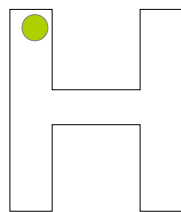
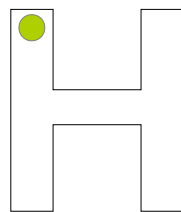
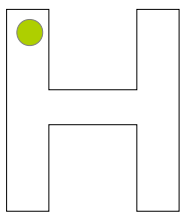
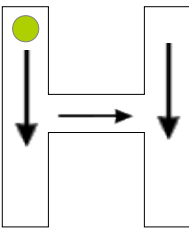
Nurvera



Nurvera



Nurvera




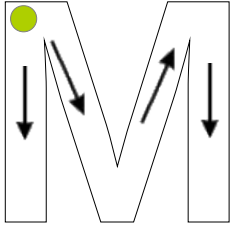
Nurvera

Tracing practice for the letter 'I'. The first box shows a green dot at the top and a downward arrow. The second box contains seven identical 'I' shapes for tracing, each with a green starting dot. The signature 'Nurvera' is in the bottom right.


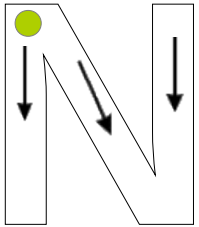
Tracing practice for the letter 'J'. The first box shows a green dot at the top and a downward arrow that curves to the left. The second box contains seven identical 'J' shapes for tracing, each with a green starting dot. The signature 'Nurvera' is in the bottom right.

Tracing practice for the letter 'K'. The first box shows a green dot at the top, a downward arrow for the stem, and two arrows for the diagonal strokes. The second box contains seven identical 'K' shapes for tracing, each with a green starting dot. The signature 'Nurvera' is in the bottom right.

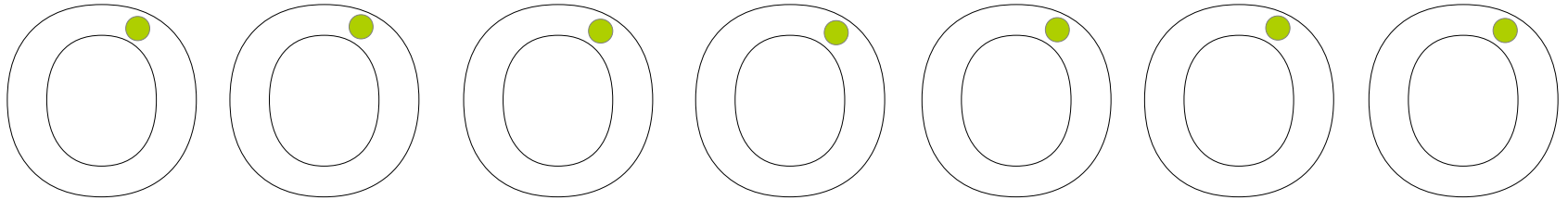
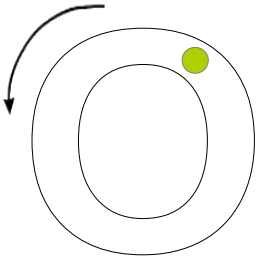
Tracing practice for the letter 'L'. The first box shows a green dot at the top, a downward arrow for the stem, and a rightward arrow for the base. The second box contains seven identical 'L' shapes for tracing, each with a green starting dot. The signature 'Nurvera' is in the bottom right.



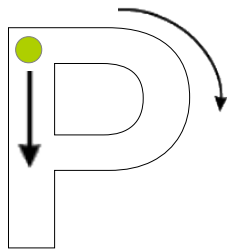
Nurvera



Nurvera



Nurvera




Nurvera




R R R R R R R R

*Nurvera*



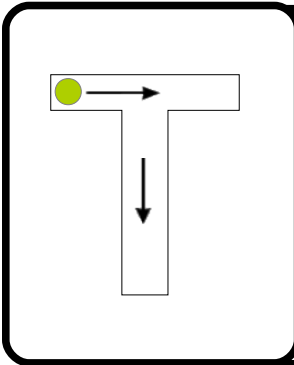
S S S S S S S S

*Nurvera*



Q Q Q Q Q Q Q Q

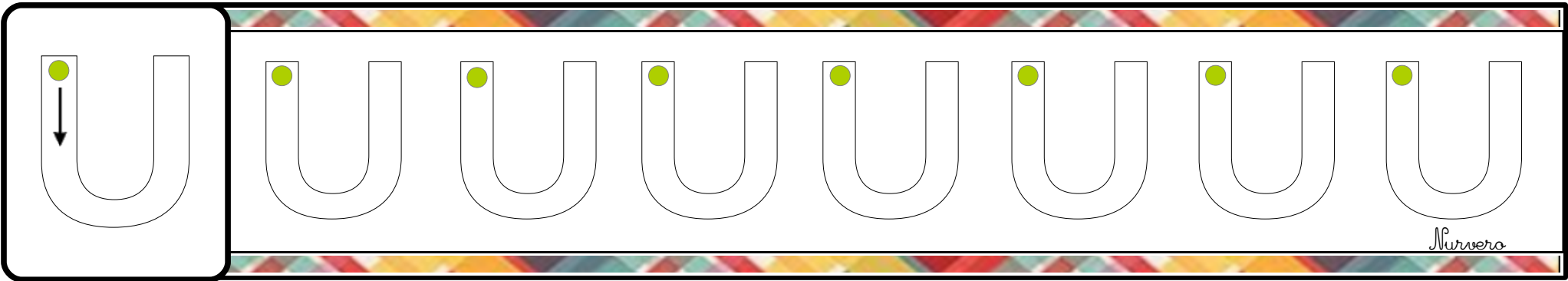
*Nurvera*



T T T T T T T T


*Nurvera*

Uppercase letter U tracing guide and practice row. The first box shows a large 'U' with a green starting dot and a downward arrow. The second box contains seven smaller 'U's, each with a green starting dot. The background features a colorful geometric pattern.



Nurvera

Uppercase letter V tracing guide and practice row. The first box shows a large 'V' with a green starting dot and two arrows indicating the stroke direction. The second box contains seven smaller 'V's, each with a green starting dot. The background features a colorful geometric pattern.




Nurvera

Uppercase letter W tracing guide and practice row. The first box shows a large 'W' with a green starting dot and four arrows indicating the stroke direction. The second box contains seven smaller 'W's, each with a green starting dot. The background features a colorful geometric pattern.



Nurvera

Uppercase letter X tracing guide and practice row. The first box shows a large 'X' with a green starting dot and two arrows indicating the stroke direction. The second box contains seven smaller 'X's, each with a green starting dot. The background features a colorful geometric pattern.



Nurvera

